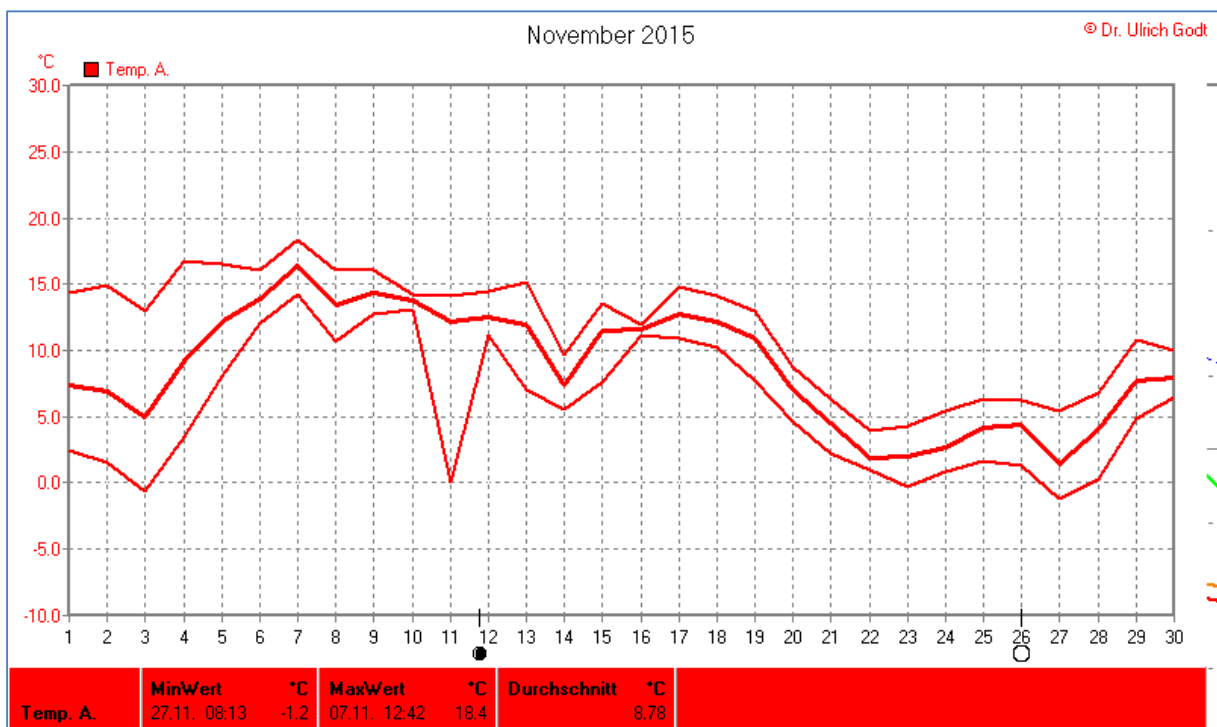
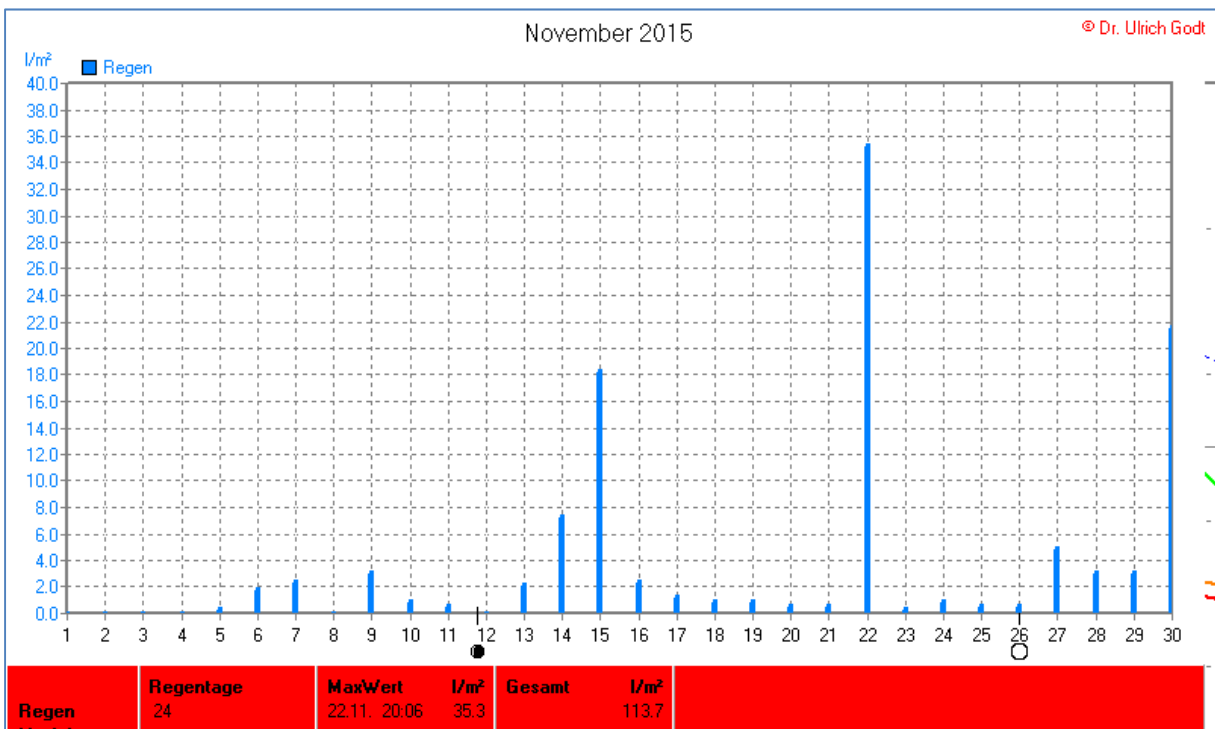
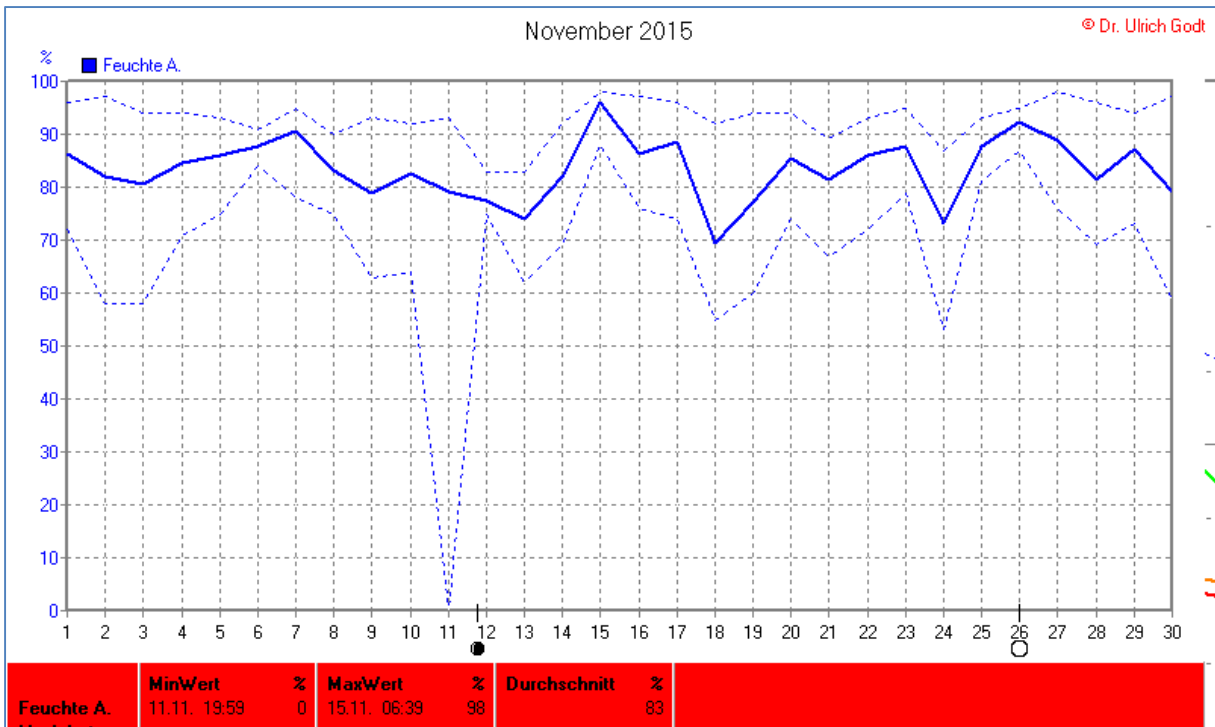
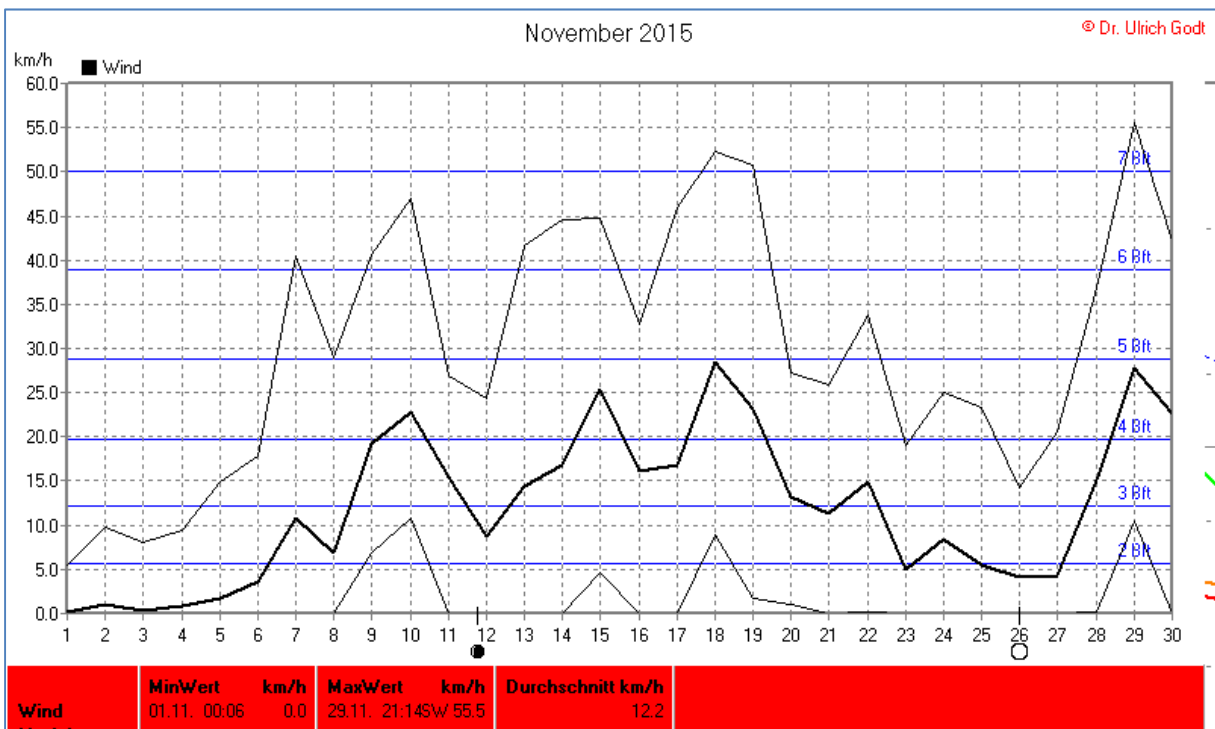
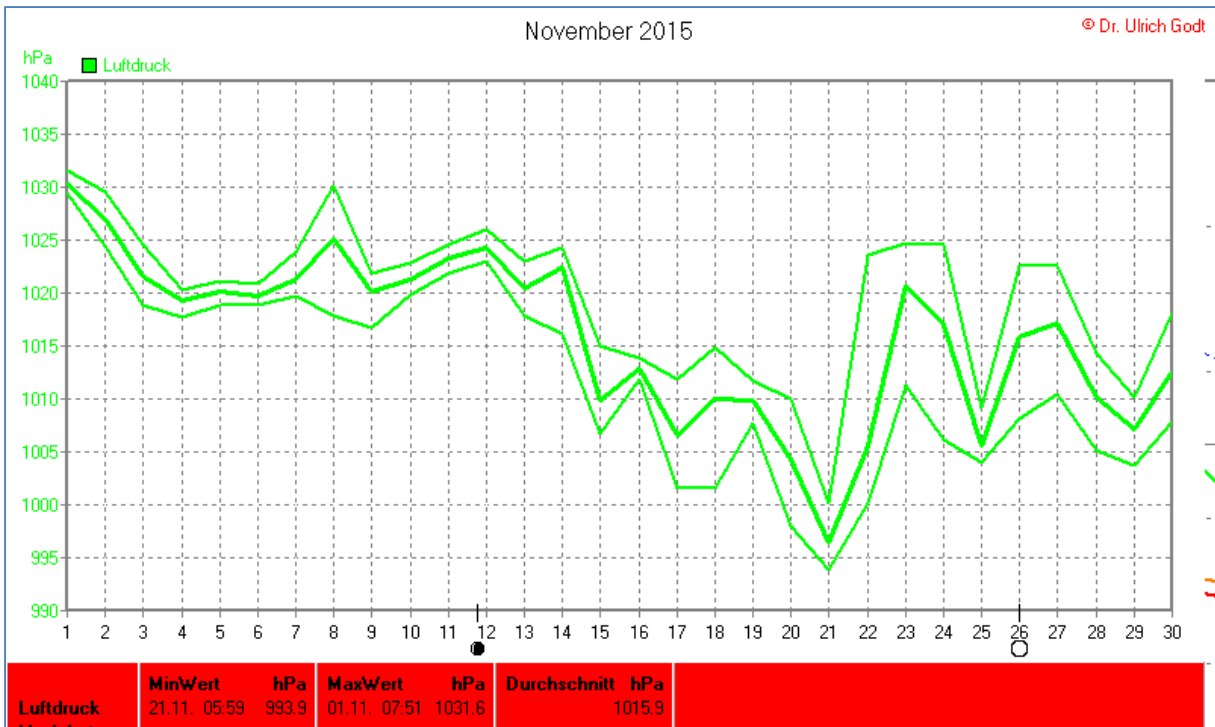


## Wettertabelle und Grafiken November 2015 Station Elsen

| Wetterdaten November 2015 Station Elsen |           |       |            |                       |       |            |                           |
|---|-----------|-------|------------|-----------------------|-------|------------|---------------------------|
| © Dr. Ulrich Godt                       |           |       |            |                       |       |            |                           |
| Meßgröße                                | Minimum   | Zeit  | Datum      | Maximum               | Zeit  | Datum      | Durchschnitt              |
| Temperatur 2m                           | -1,2 °C   | 08:13 | 27.11.2015 | 18,4 °C               | 12:42 | 07.11.2015 | 8,8 °C                    |
| Bodentemp. 5cm                          | 0,0 °C    | 20:25 | 11.11.2015 | 16,6 °C               | 14:42 | 07.11.2015 | 9,9 °C                    |
| Luftfeuchte                             | 0 %       | 19:59 | 11.11.2015 | 98 %                  | 06:39 | 15.11.2015 | 83 %                      |
| Luftdruck                               | 993,9 hPa | 05:59 | 21.11.2015 | 1031,6 hPa            | 07:51 | 01.11.2015 | 1015,9 hPa                |
| Wind km/h                               |           |       |            | 55,5 km/h             | 21:14 | 29.11.2015 | 12,2 km/h                 |
| Wind °                                  |           |       |            | SW                    | 21:14 | 29.11.2015 | W-SW                      |
| Regen l/m <sup>2</sup>                  |           |       |            | 35,3 l/m <sup>2</sup> | 20:06 | 22.11.2015 | #113,740 l/m <sup>2</sup> |
| Sonne h                                 |           |       |            | 6:30 h                | 14:37 | 02.11.2015 | #56:37 h                  |

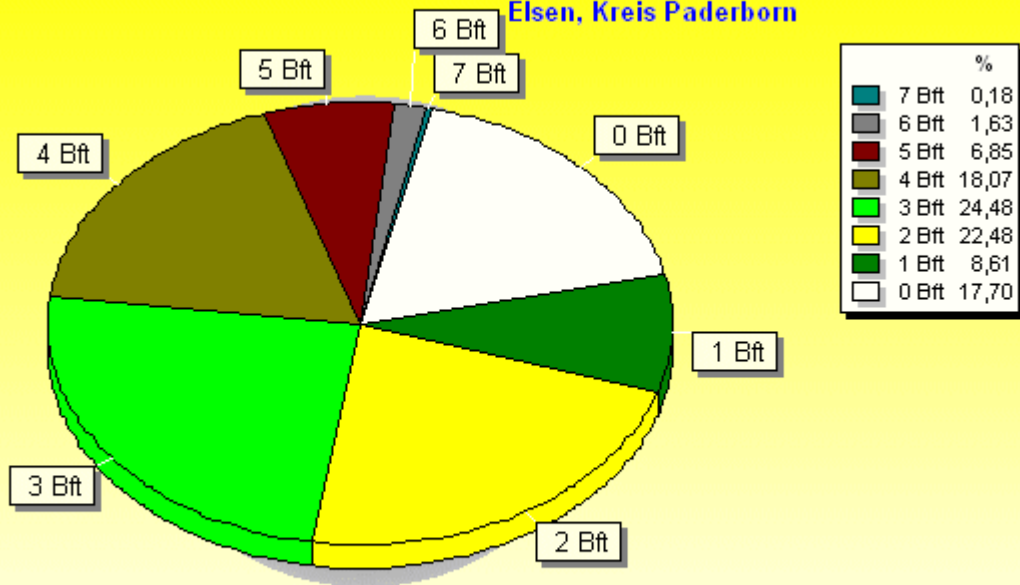






### Verteilung Windstärke November 2015

Elsen, Kreis Paderborn

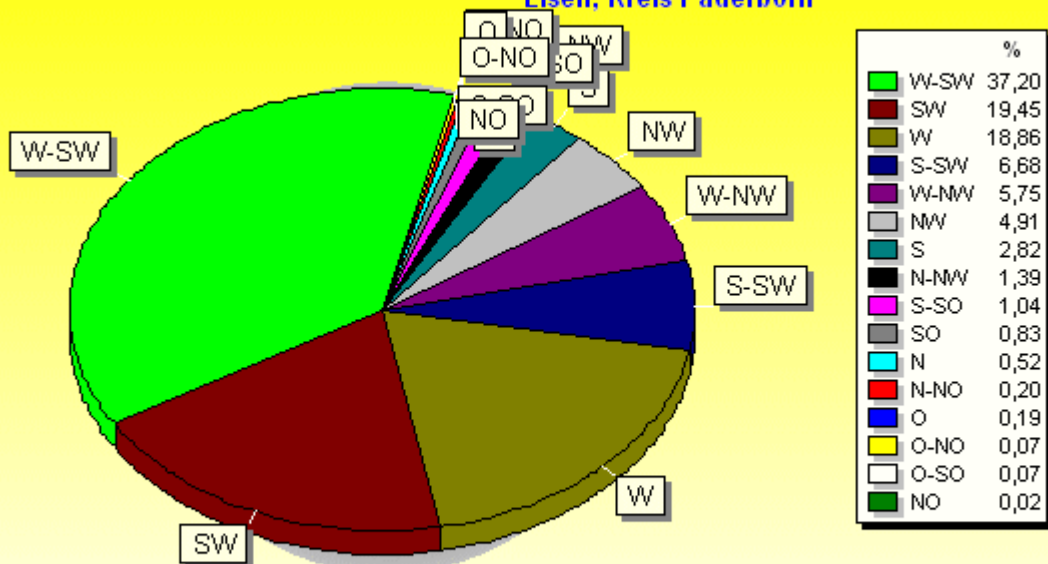


6553 Werte - Ø 12,2km/h - Max. 55,5km/h

© WzWin32 - © Dr. Ulrich Godt - Elsen, Kreis Paderborn

### Verteilung Windrichtung November 2015

Elsen, Kreis Paderborn



5393 / 1160 Werte -> 17.7% Windstille - Ø 12,2km/h - Max. 55,5km/h

© WzWin32 - © Dr. Ulrich Godt - Elsen, Kreis Paderborn

