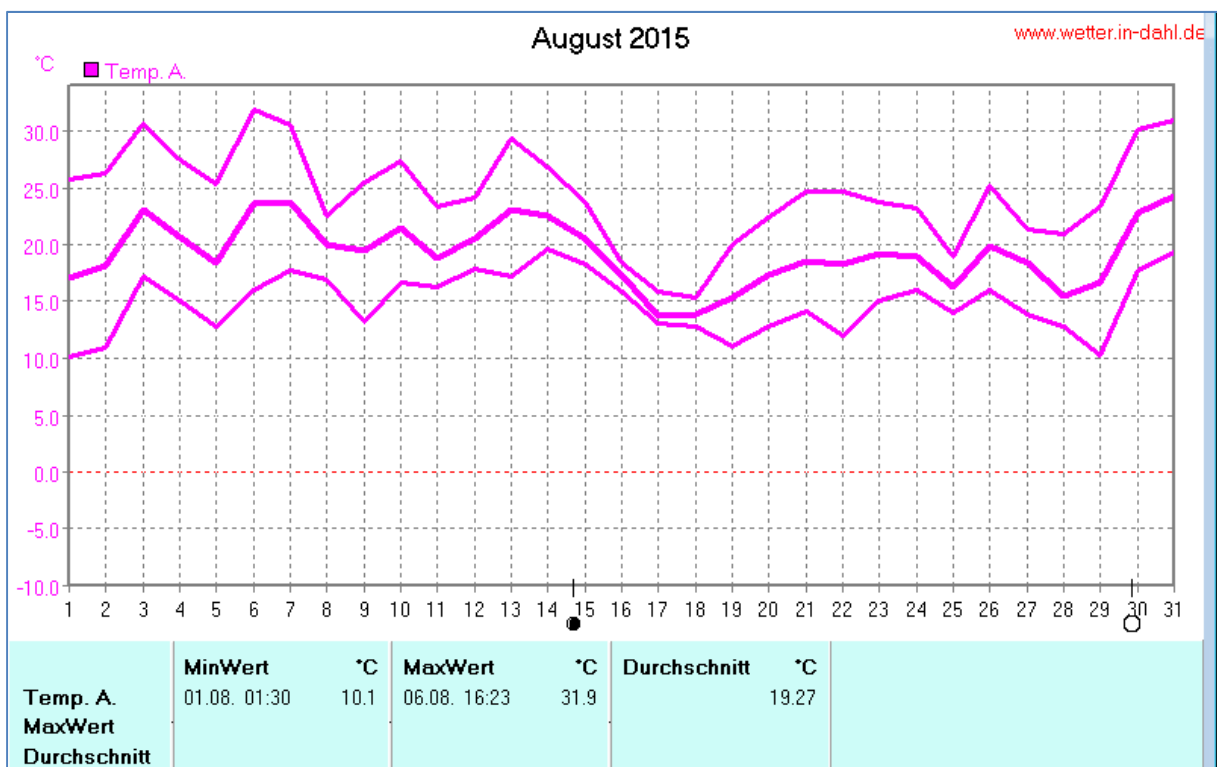
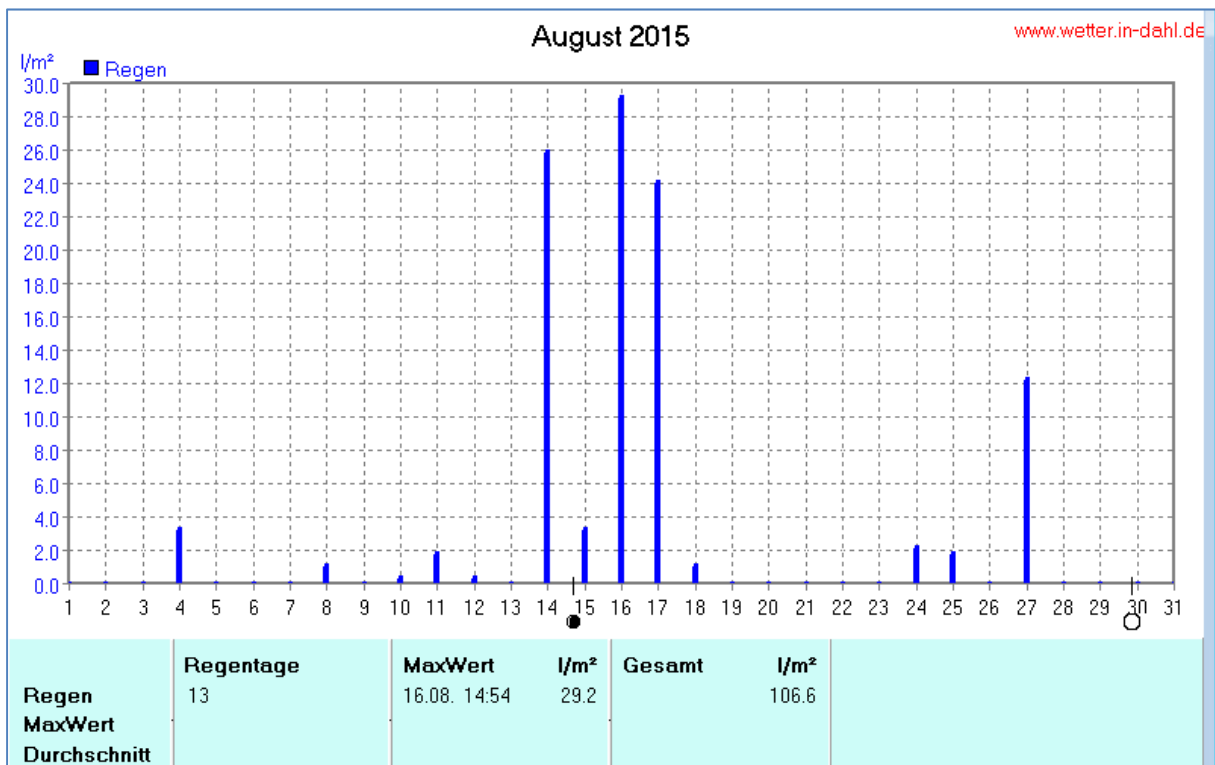
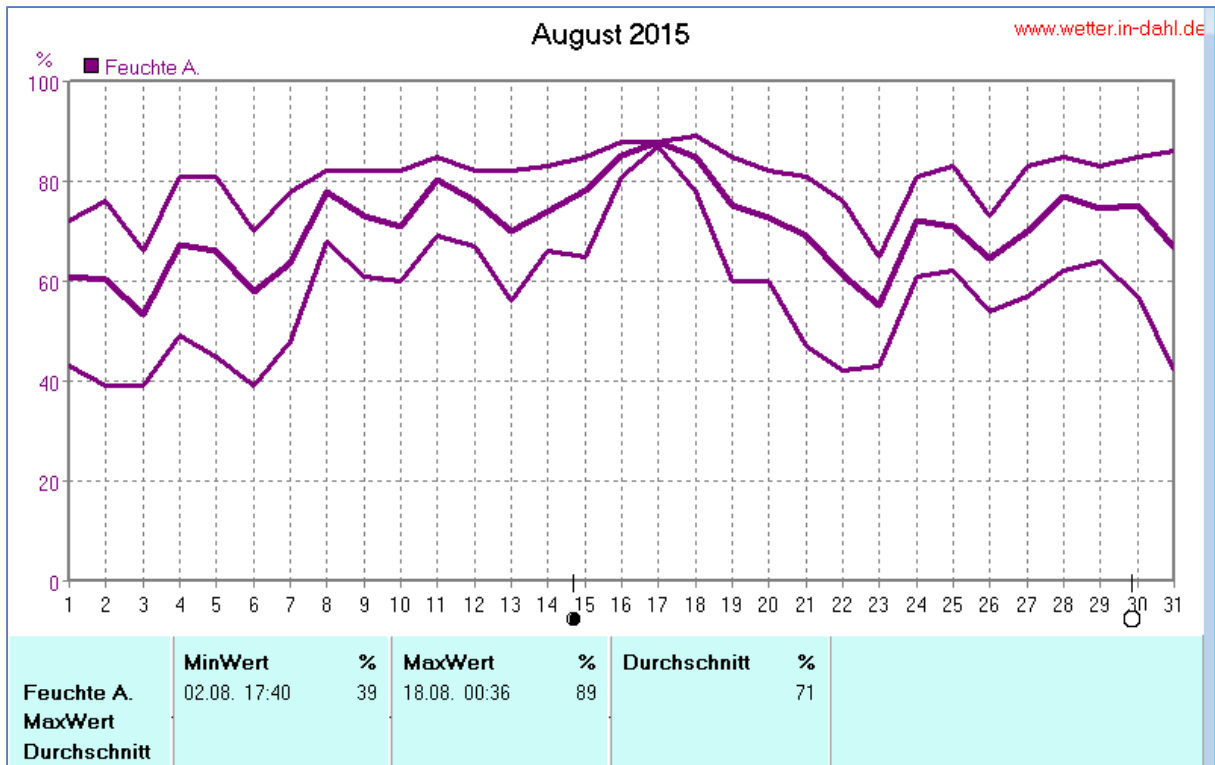
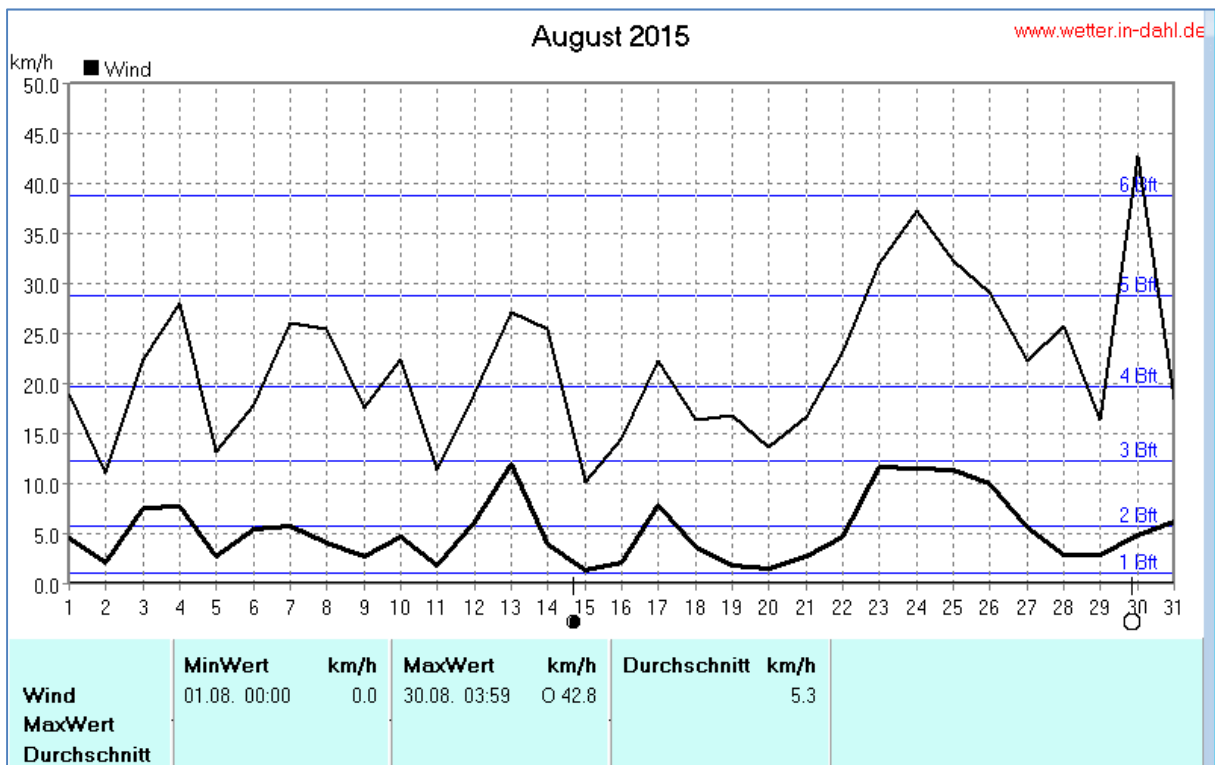
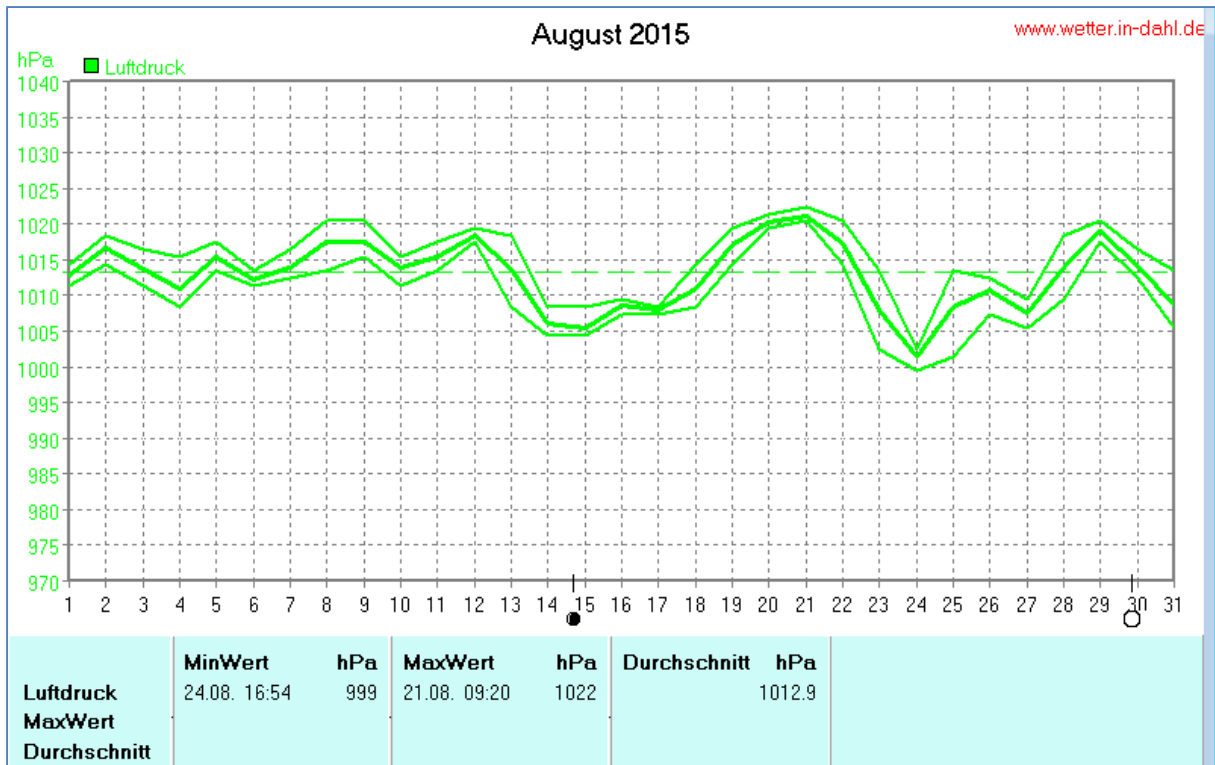


## Wettertabelle und Grafiken August 2015 Station Dahl

| <u>Wetterdaten August 2015 Station Dahl</u> |         |       |            |           |       |            |               |
|---|---------|-------|------------|-----------|-------|------------|---------------|
| Meßgröße                                    | Minimum | Zeit  | Datum      | Maximum   | Zeit  | Datum      | Durchschnitt  |
| Temperatur                                  | 10,1 °C | 01:30 | 01.08.2015 | 31,9 °C   | 16:23 | 06.08.2015 | 19,3 °C       |
| Bodentemp.                                  | 9,3 °C  | 06:37 | 29.08.2015 | 42,6 °C   | 18:33 | 03.08.2015 | 20,0 °C       |
| Luftfeuchte                                 | 39 %    | 17:40 | 02.08.2015 | 89 %      | 00:36 | 18.08.2015 | 71 %          |
| Luftdruck                                   | 999 hPa | 16:54 | 24.08.2015 | 1022 hPa  | 09:20 | 21.08.2015 | 1013 hPa      |
| Wind km/h                                   |         |       |            | 42,8 km/h | 03:59 | 30.08.2015 | 5,3 km/h      |
| Wind °                                      |         |       |            | O         | 03:59 | 30.08.2015 | W             |
| Regen l/m²                                  |         |       |            | 29,2 l/m² | 14:54 | 16.08.2015 | #106,560 l/m² |
| Sonne h                                     |         |       |            | 14:00 h   | 20:33 | 13.08.2015 | #274:11 h     |

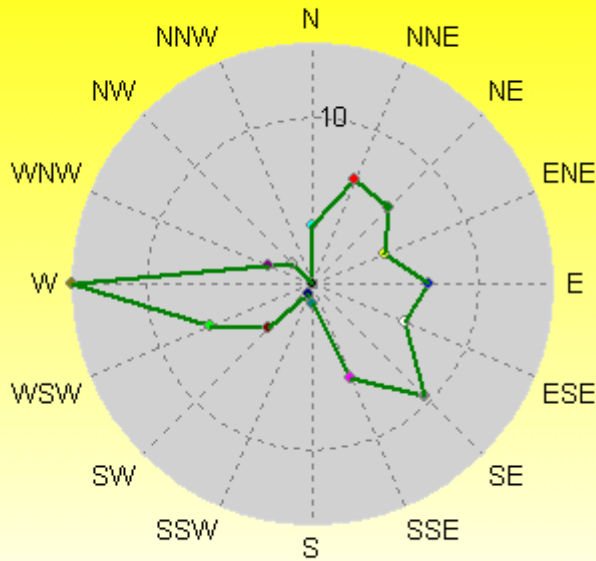






Verteilung Windrichtung August 2015

Paderborn - Dahl, Vossberg



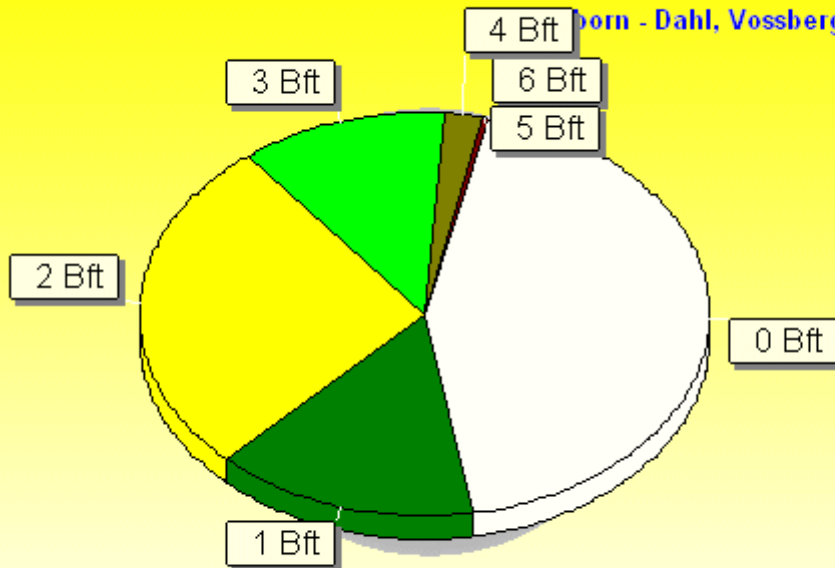
|      | %     |
|------|-------|
| N    | 5,05  |
| N-NW | 2,38  |
| NW   | 3,66  |
| W-NW | 4,53  |
| W    | 13,39 |
| W-SW | 7,43  |
| SW   | 5,25  |
| S-SW | 2,90  |
| S    | 3,30  |
| S-SO | 7,03  |
| SO   | 9,70  |
| O-SO | 6,96  |
| O    | 7,67  |
| O-NO | 5,96  |
| NO   | 7,27  |
| N-NO | 7,51  |

2516 / 1942 Werte -> 43.6% Windstille - Ø 5,3km/h - Max. 42,8km/h

© WzWin32

Verteilung Windstärke August 2015

Paderborn - Dahl, Vossberg



|       | %     |
|-------|-------|
| 6 Bft | 0,02  |
| 5 Bft | 0,27  |
| 4 Bft | 2,33  |
| 3 Bft | 11,48 |
| 2 Bft | 27,25 |
| 1 Bft | 15,07 |
| 0 Bft | 43,56 |

4458 Werte - Ø 5,3km/h - Max. 42,8km/h

© WzWin32

